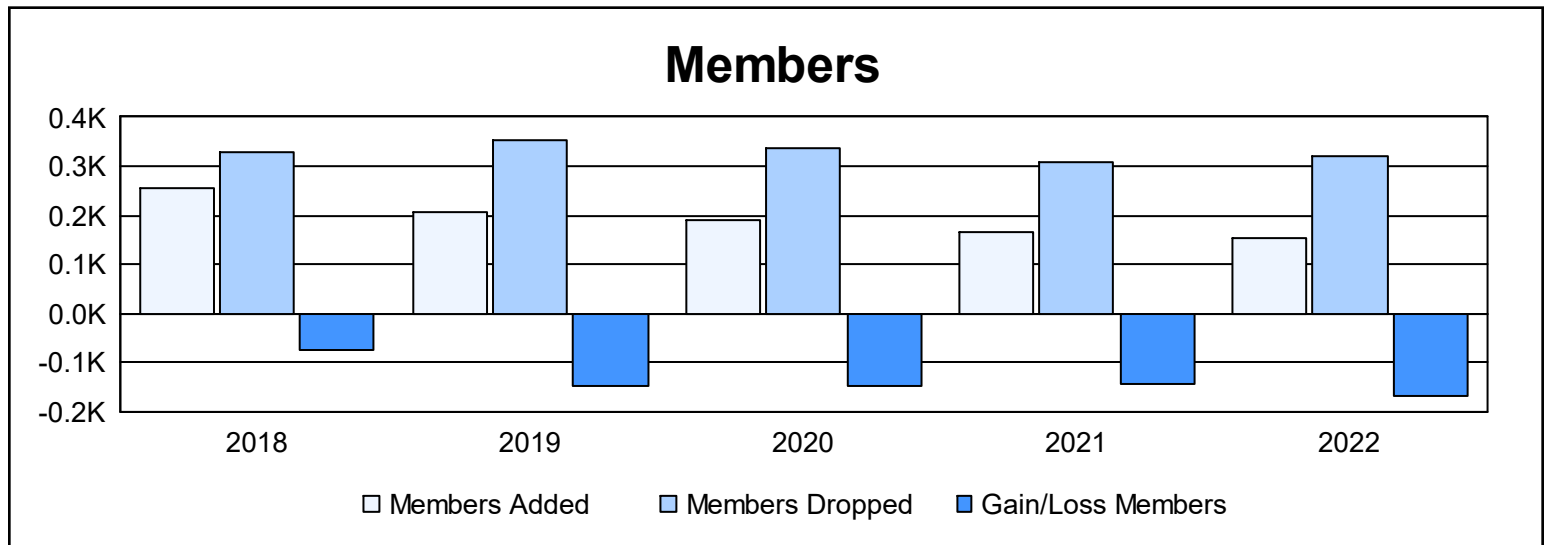
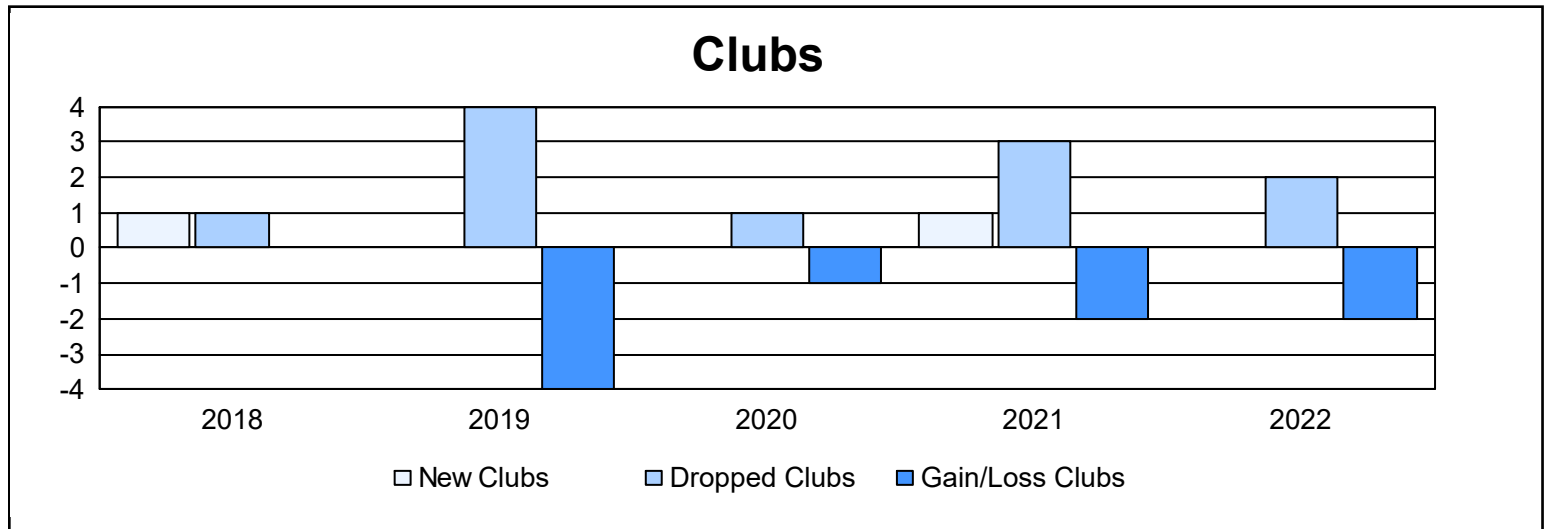
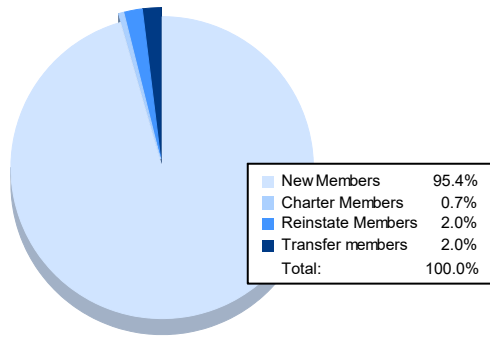


Year	New Clubs	Dropped Clubs	Gain/ Loss Clubs	New Members	Charter Members	Reinstate Members	Transfer Members	Total Member Added	Total Members Dropped	Gain/ Loss Members
2017-2018	1	1	0	207	44	2	3	256	330	-74
2018-2019	0	4	-4	201	0	2	3	206	354	-148
2019-2020	0	1	-1	184	0	3	4	191	337	-146
2020-2021	1	3	-2	132	25	3	5	165	310	-145
2021-2022	0	2	-2	146	1	3	3	153	322	-169
<b>Average</b>	<b>0</b>	<b>2</b>	<b>-2</b>	<b>174</b>	<b>14</b>	<b>3</b>	<b>4</b>	<b>194</b>	<b>331</b>	<b>-136</b>



### Membership Composition June 2022 Cumulative



### Gender Composition June 2022 Cumulative

